

WAID 2022 Summary for Water Safety Wales

This report details the 2022 release of water-related fatality data. An interactive version of this report can be found online [here](#).

Overall water-related fatalities

In 2022, there were 48 water-related fatalities in Wales. This is generally consistent with previous years when compared to the years 2019 and 2020 (see figure 1).

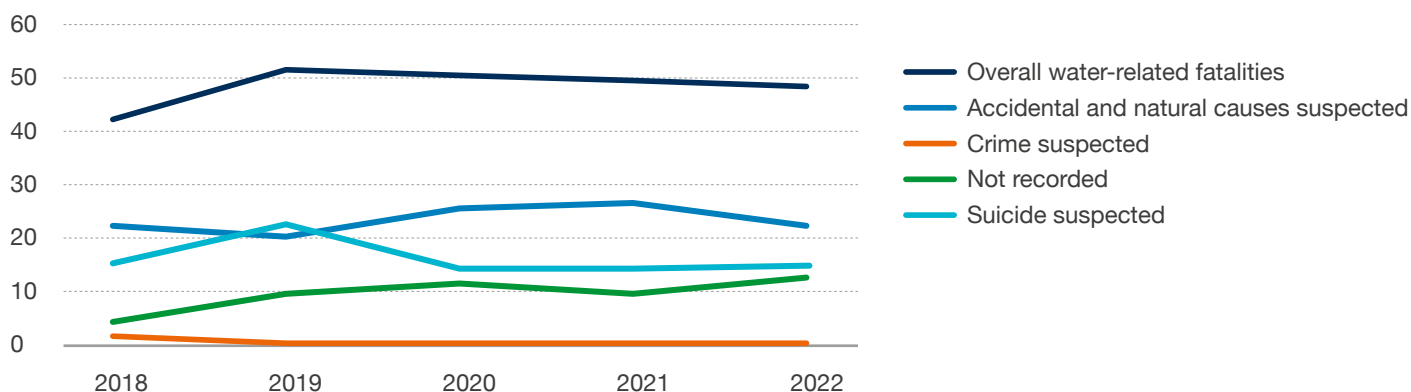


Figure 1: Overall water-related fatalities by year, 2018-2022

Wales' Drowning Prevention Strategy (WDPS) uses a three-year average (years 2016 – 2018) establishing that there are 45 water-related fatalities each year in Wales. The 2022 figures show that overall water-related fatalities are slightly above baseline level (see Figure 2).

Year	Overall water-related fatalities
WDPS Baseline (2016-2018 average)	45
2018	42
2019	51
2020	50
2021	49
2022	48

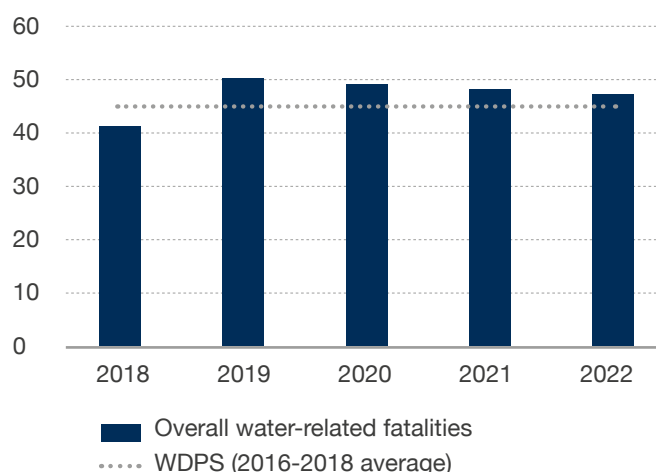


Figure 2: Overall water-related fatalities by year 2018-2022 vs WDPS baseline, Wales

Accidental fatalities

In 2022, there were 22 accidental fatalities in Wales. **This is an 8 per cent decrease when compared to the WDPS baseline.**

Year	Accidental fatalities
WDPS Baseline (2016-2018 average)	24
2018	22
2019	20
2020	25
2021	26
2022	22

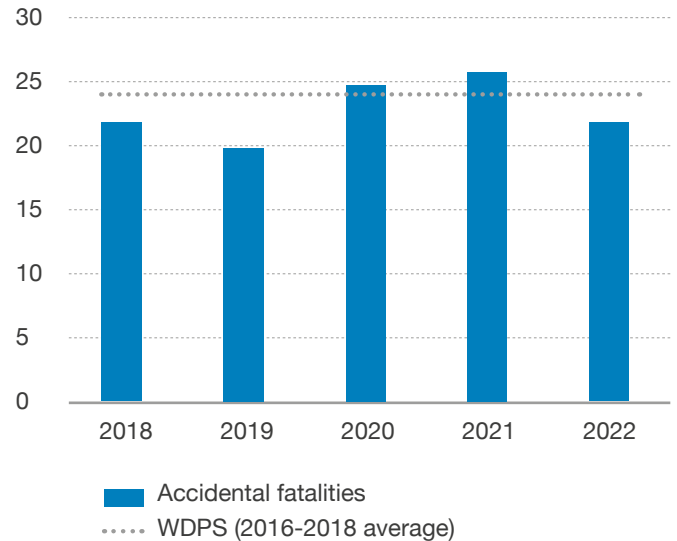


Figure 3: Accidental fatalities by year 2018-2022 vs WDPS baseline, Wales

Key points

In 2022:

- There were 22 accidental fatalities
- 91% of accidental fatalities were male
- Males 20 -29 were the highest group for accidental fatalities (see Figure 4)
- It was an even split in terms of location of accidental (see Figure 5)
- Recreational activities accounted for 72% of accidental fatalities (see Figure 6)
- 5 accidental fatality reports noted the presence of drugs or alcohol
- The rate of accidental drowning was 0.71, a decrease from the WDPS (0.76) (see Figure 7)

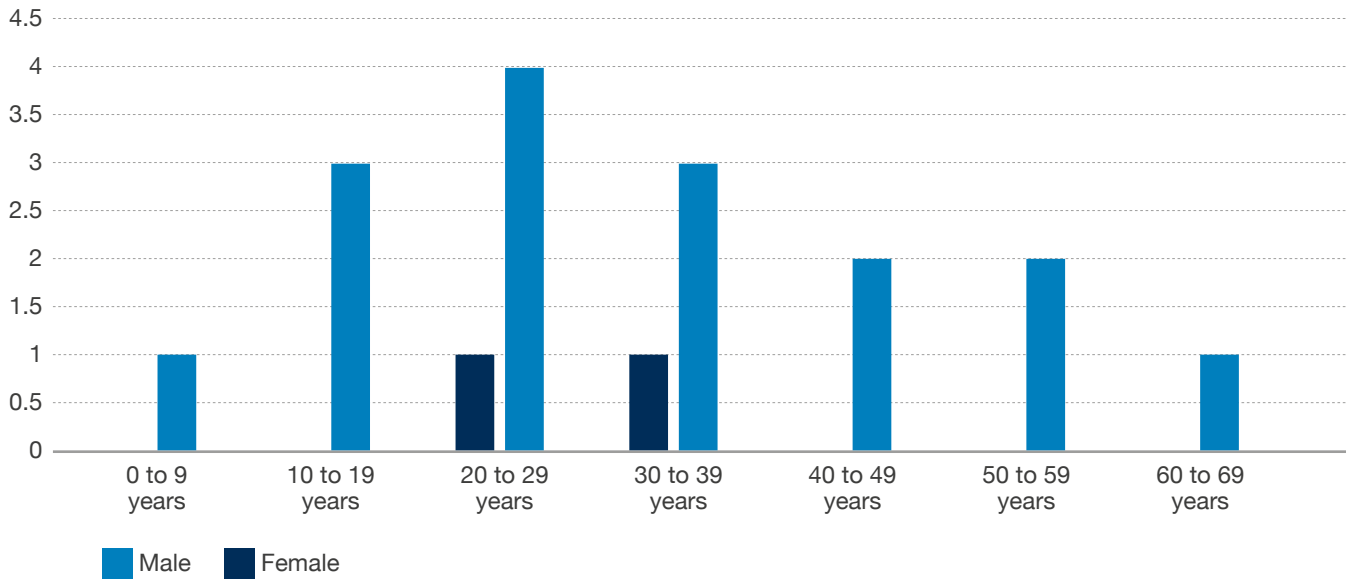


Figure 4: Accidental fatalities by age, N=18, 4 not recorded

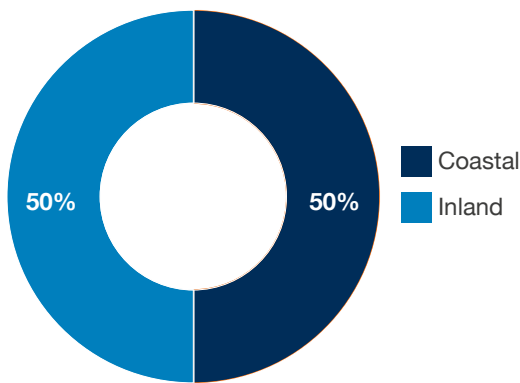


Figure 5: Accidental fatalities by location. N=20, 2 excluded

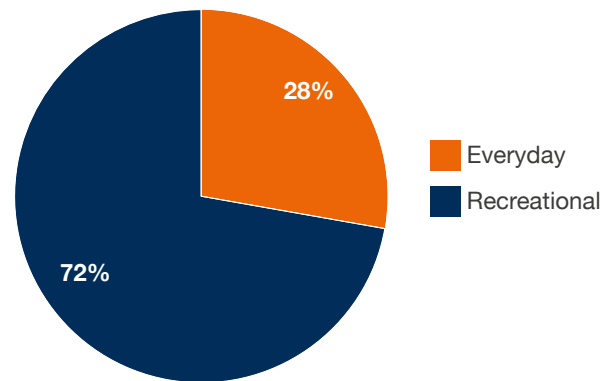


Figure 6: Accidental fatalities by activity. N=20, 2 excluded

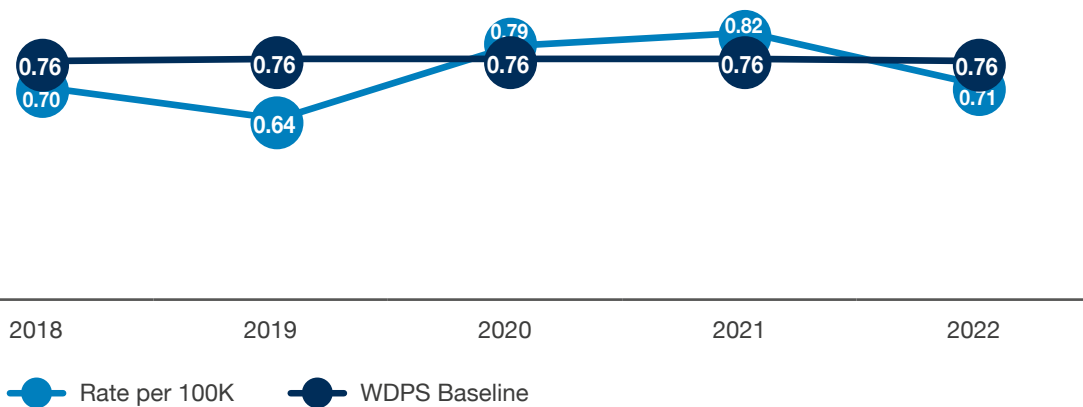


Figure 7: Accidental fatalities by year and rate 2018-2021 and WDPS baseline per 100,000 (Population Source: ONS)

Suicide suspected fatalities

In 2022, there were 14 suicide suspected fatalities at or near water in Wales. This is consistent with previous years and the average of the WDPS three-year baseline.

Year	Suicide suspected fatalities
WDPS Baseline (2016-2018 average)	13
2018	15
2019	22
2020	14
2021	14
2022	14

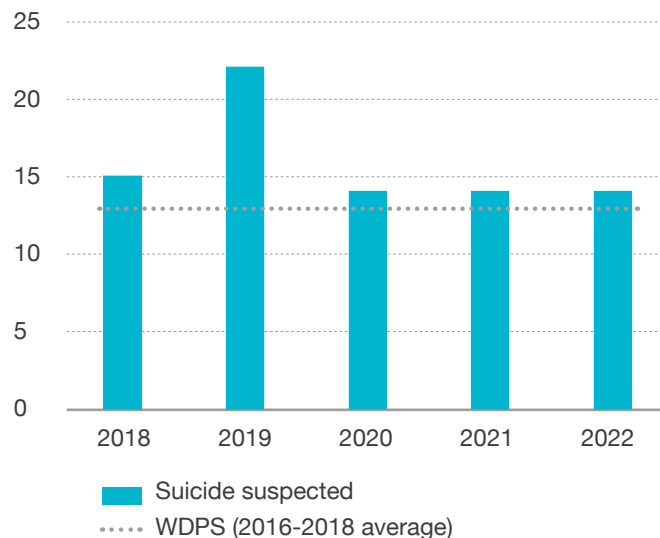


Figure 8: Suicide suspected fatalities by year 2018-2022 vs WDPS baseline, Wales

Notes

“Accidental fatalities” refers to accidental cause and natural water related causes.

This data analysis is based on the official releases of WAID data as found online nationalwatersafety.org.uk/waid/annual-reports-and-data. It should be noted that the core data providers continue to improve verification and completeness of records starting in 2012 which results in an improved record set.

All rates for population figures are based on ONS figures for the previous mid-year, published online: ons.gov.uk/peoplepopulationandcommunity/populationandmigration/populationestimates/datasets/populationestimatesforukenglandandwalesandnorthernireland. Baseline rates are based on mid-year 2015 data.

Figures 5 and 6 exclude domestic fatalities.