

UK water related fatalities 2012

Water Incident Database Report



JULY 2013



national
water safety
forum

WAID FATALITIES REPORT 2012

This report is the first release of WAID fatality information for 2012 and it has been compiled by members of the National Water Safety Forum. Grateful acknowledgment is extended to those organisations that have contributed data. Some of these are listed. Thanks are also extended to the contributing police, fire and rescue services.

The report was produced from WAID data as of July 2013.

Purpose

WAID provides a comprehensive and reliable incident database for members of the public participating in water-related activities. This will inform decisions on risk acceptability, prevention and the appropriateness of risk controls and regulation.

Application

Activities span sports (under, on and above water), leisure boating (all forms), and waterside pastimes. Locations include domestic premises, private and public waters throughout the UK and the UK search and rescue areas.

How WAID Works

WAID is web-based and collects incident data from a wide range of sources including the emergency services, sports governing bodies, coastguard, rescue services, coroners courts, media reports etc.

Collected data is merged into a single incident record for each incident to produce a comprehensive account from basic date/location/casualty information, root causes and emergency responses, to investigation outcomes. Incident records are continually updated as further information becomes available, for example from investigation reports or new data sources.

The Incident Record data can be interrogated extensively and a wide variety of reports produced of which this report shows a small sample. Future reports will include data on non-fatal outcomes together with available data on the extent of activity participation. This will enable the production of activity risk information which can be used as a measure of risk acceptability.

Data

Data used in the preparation of this first release of 2012 data for fatal incidents has been obtained from a number of sources. The National Water Safety Forum (NWSF) is progressively extending the number of contributors, improving the quality of data already provided and incorporating new information as it becomes available from sources such as coroners' reports. We would welcome approaches from organisations who wish to contribute relevant data: www.nationalwatersafety.org.uk/ContactUs

Spreadsheet copies of the tables in this and previous reports [can be found here](#).

Changes over the period

The core data providers took steps to further improve verification and completeness of records during 2012, resulting in a better record set. The main impact of this work on these data can be noted in the 'crime suspected' and 'suicide suspected' records, along with a reduction in lower quality and missing data fields.

Providing Further Analyses

The wide range of data held in WAID enables the WAID administration team to provide custom analyses to meet specific needs.

For further information on this service please see: www.nationalwatersafety.org.uk/waid

Future Reports

This report has been produced from data held in WAID as of July 2013. As more data sources and further information such as investigation report outcomes become available this will be incorporated in the WAID data.

CONTRIBUTORS



ALL ACTIVITIES

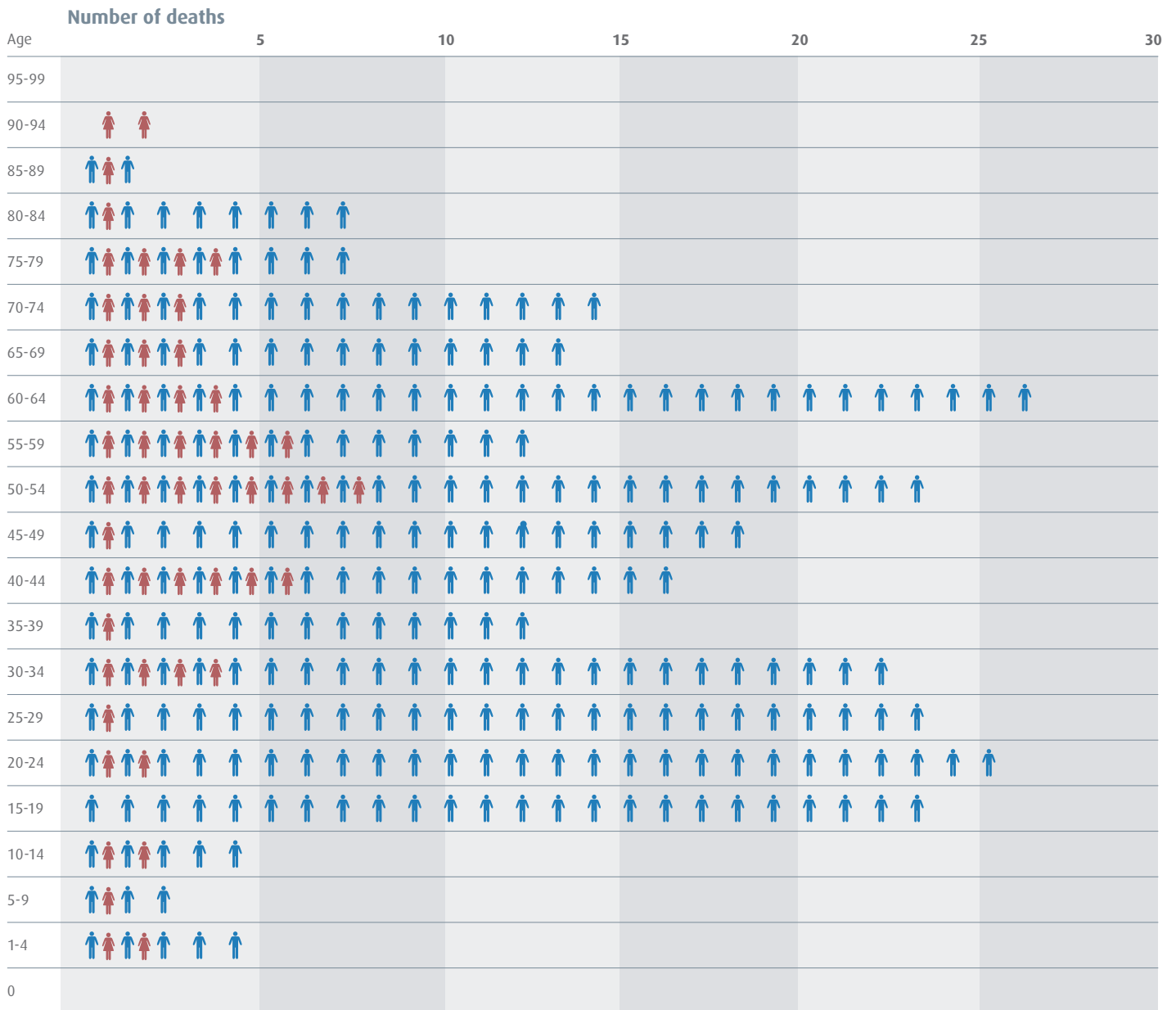
WAID uses five headings to classify the nature of each fatality, shown in the table on the right, together with their total.

The sum of accidental and natural causes, 371, is used in the remainder of this report. The table below shows primarily the detailed location type and activity contribution of these 371, with the distributions of suicides summarized in the bottom row and right hand column.

Accident suspected	347
Natural cause suspected	24
Suicide suspected	192
Crime suspected	49
Not recorded	23
Total	635

ACTIVITY	LOCATION TYPE	LOCATION TYPE															TOTAL - ACCIDENTAL AND NATURAL CAUSE OUTCOMES	SUICIDE SUSPECTED
		AT SEA	BATH (INCLUDES JACUZZIS HOT-TUBS)	CANAL/AQUADUCT	COAST/SHORE/BEACH	DRAIN/WELL/PIT	DRY GROUND	HARBOUR/DOCK/MARINA/PORT	LAKE/LOCH/LOUGH	POND	POOL (SWIMMING)	QUARRY	RESERVOIR	RIVER	STREAM/DITCH/BURN	WATER CONTAINER		
Angling	3		2	8				5				2	4			24		
Animal rescue					3				1				2			6		
Bath		10														10		
Climbing/cliff				3												3		
Commercial	5												2			7		
Cycling				1									1			2		
Flooding						3										3		
Jumping/diving in			1	1			1	1					9	1		14	147	
Manually powered boats	1			8				2			1		7			19		
Motor vehicle			1	1		1	1	1					6	3		14	6	
Motorboating	2			5				1					6			14		
Person/object in water, person of uncertain status	2		25	8	3	2	10	10	5				39	5	1	110	39	
Sailing	3			4			2						1			10		
Sub aqua diver	8			7							3					18		
Surfing				2												2		
Swimming				15				1		1	3	2	4			26		
Walking/running			6	19		1	2	3	1			2	12	7	1	54		
Waterside activity/ in water play			2	21			4		1				6			34		
Windsurfing/kitesurfing							1									1		
TOTAL - ACCIDENTAL AND NATURAL CAUSE OUTCOMES	24	10	37	103	6	7	21	24	8	1	7	6	99	16	2	371		
SUICIDE SUSPECTED	3		7	89			12	5				2	72	1	1		192	

AGE AND GENDER



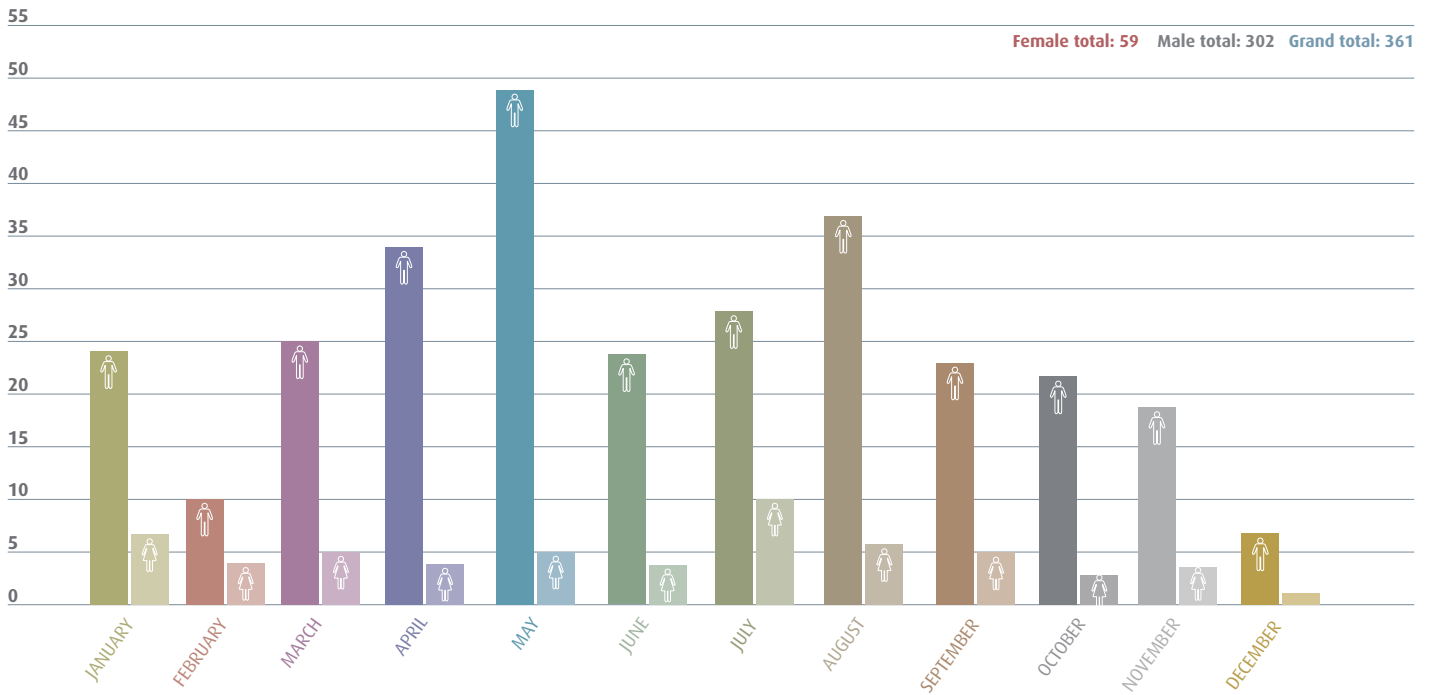
Graph based on accidental and natural cause records only.
Total for this graph = 322.

Female total: 52 Male total: 270 Grand total: 322

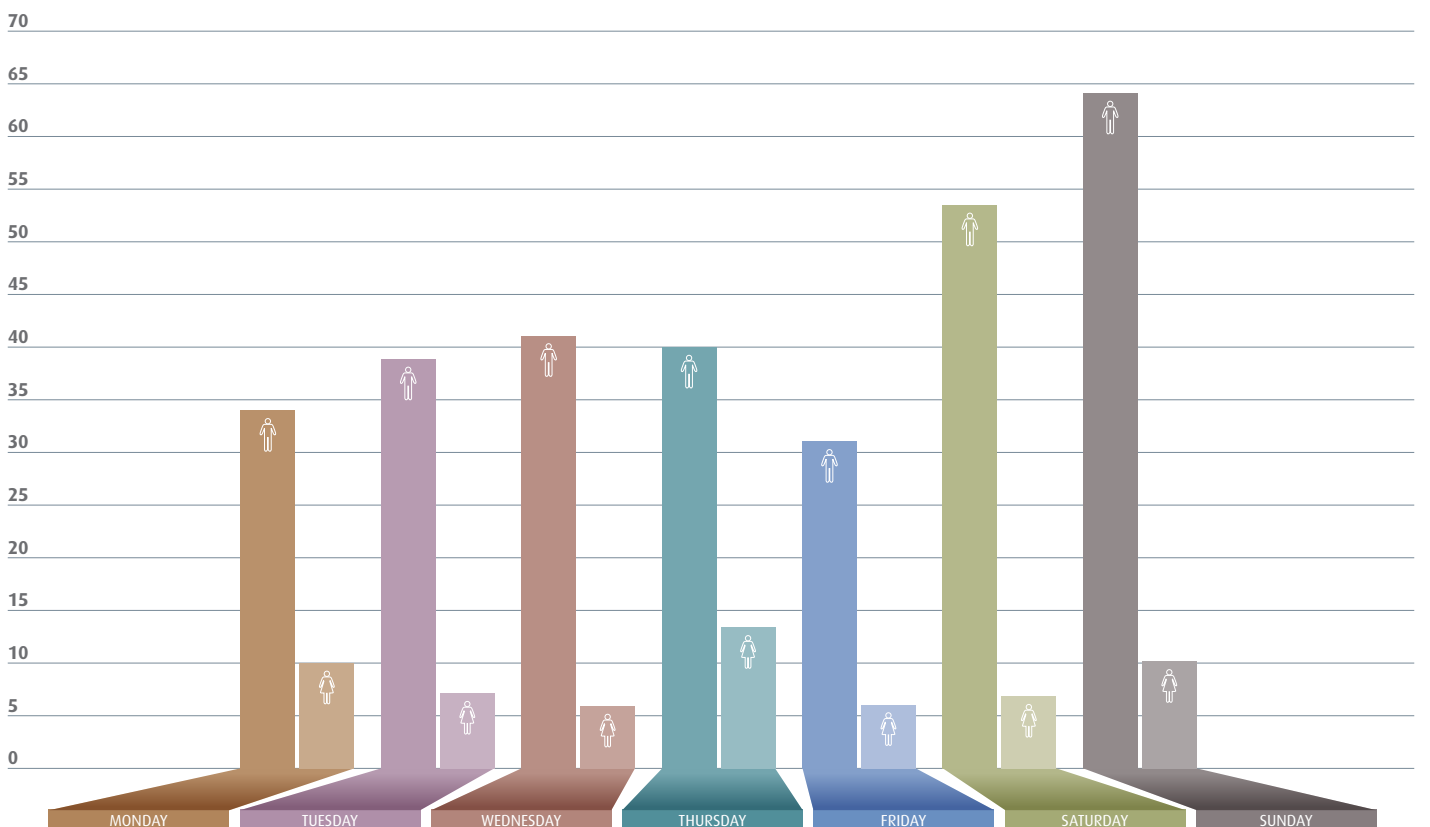
Note: 49 records, with poor age/gender data have been excluded.

WHEN

Number of deaths



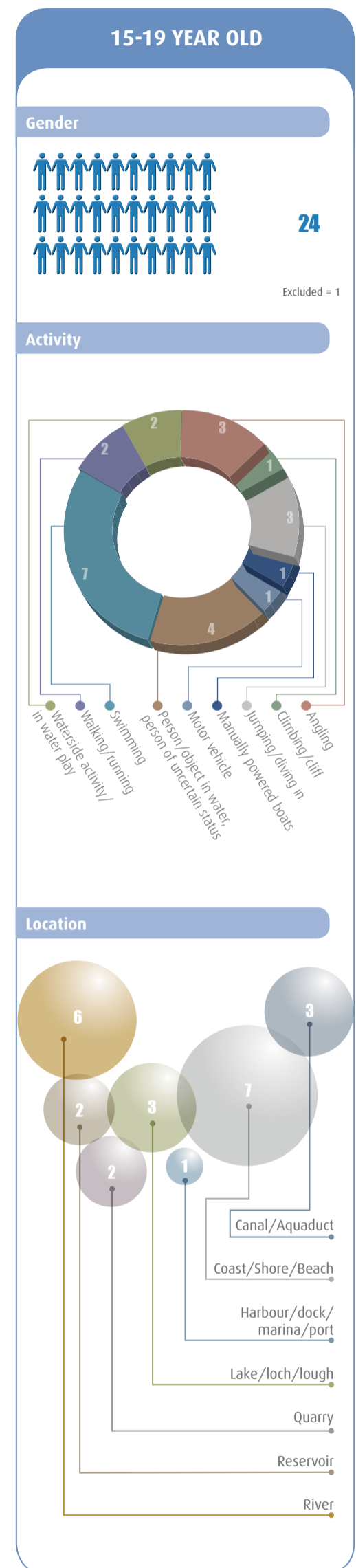
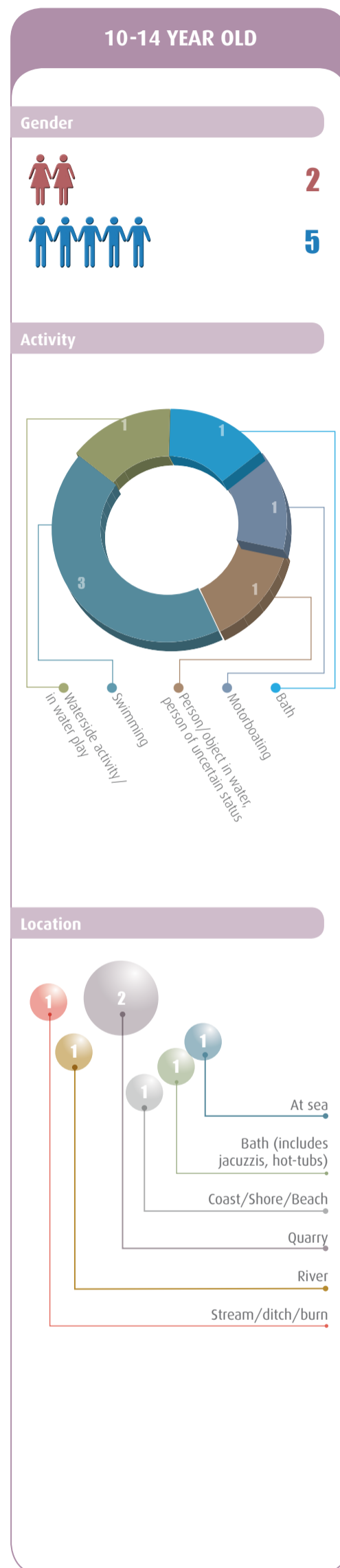
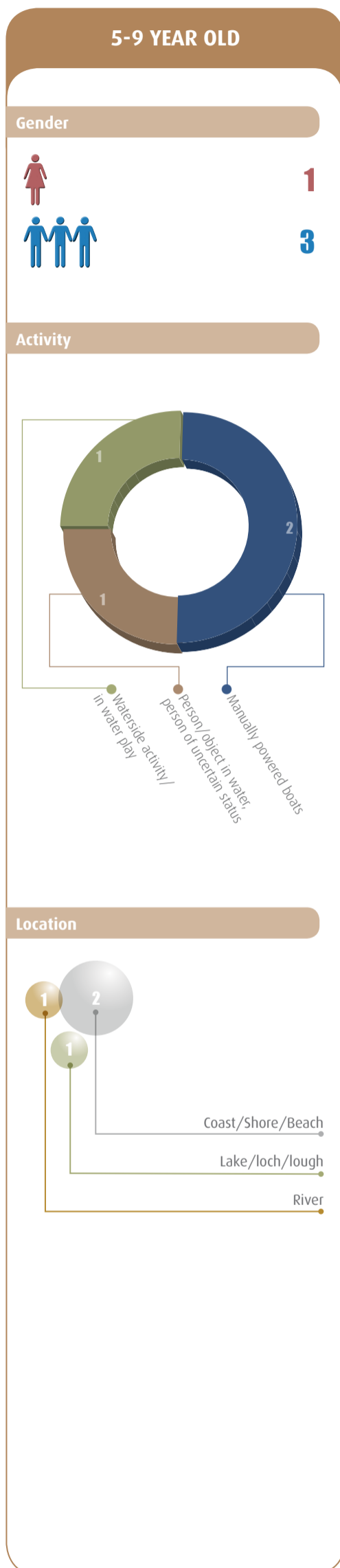
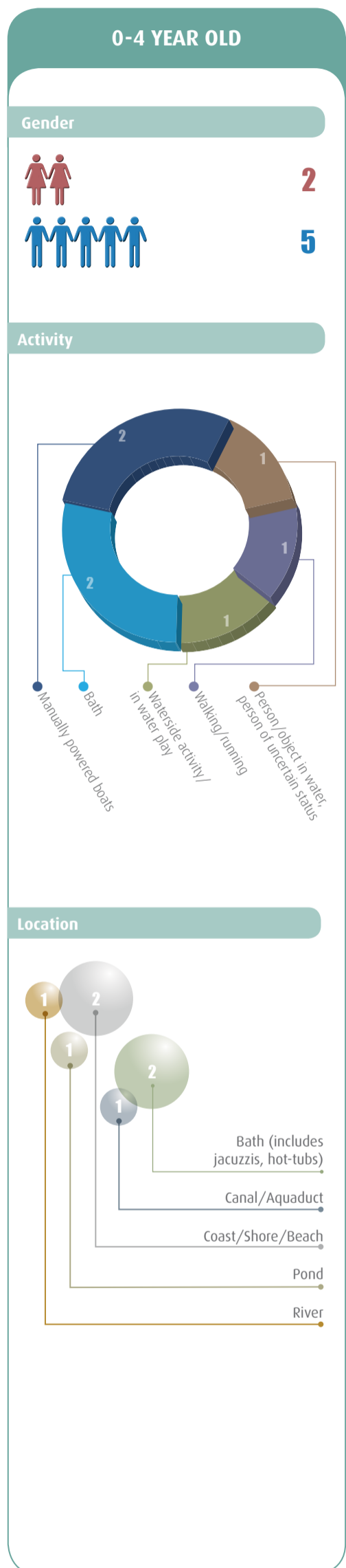
Number of deaths




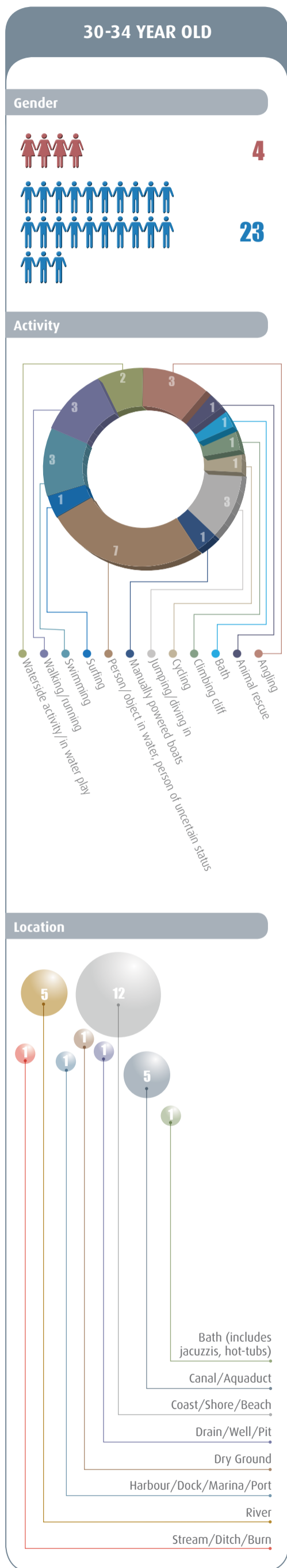
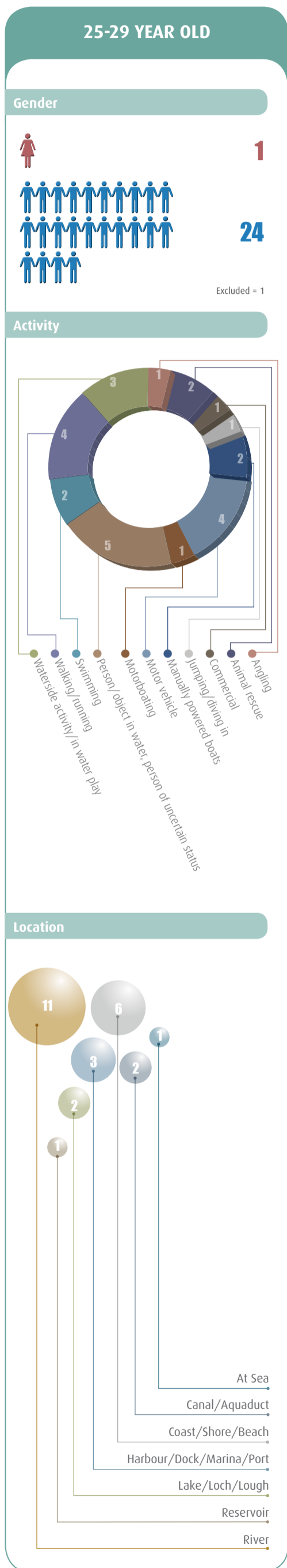
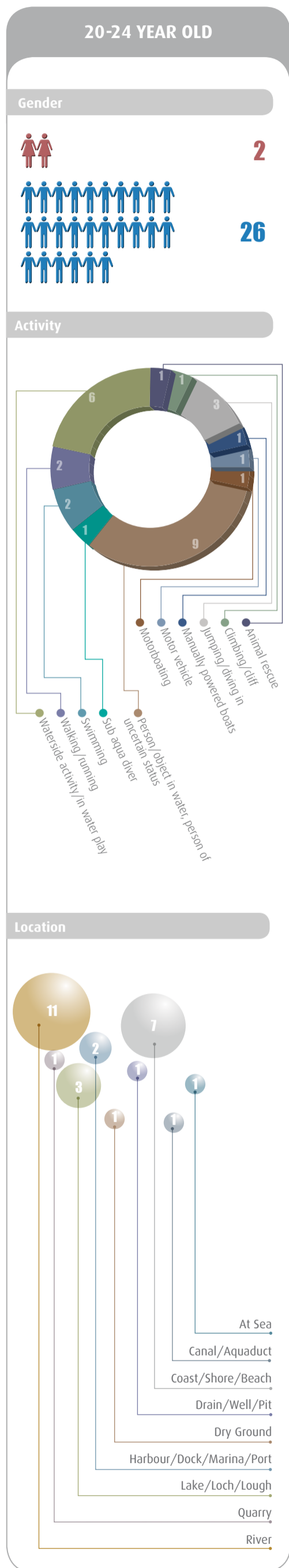
Graph based on accidental and natural cause records only.
Total for these graphs = 361.

Note: 10 records, with poor time/gender data have been excluded.

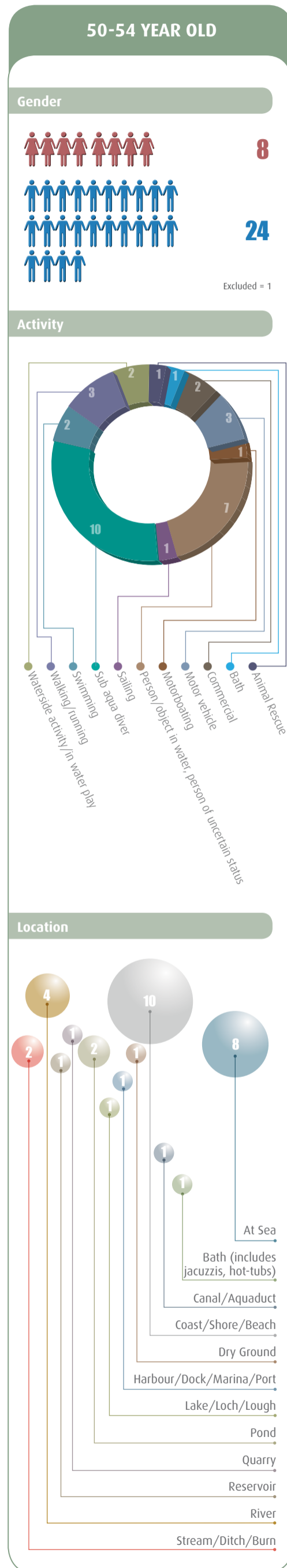

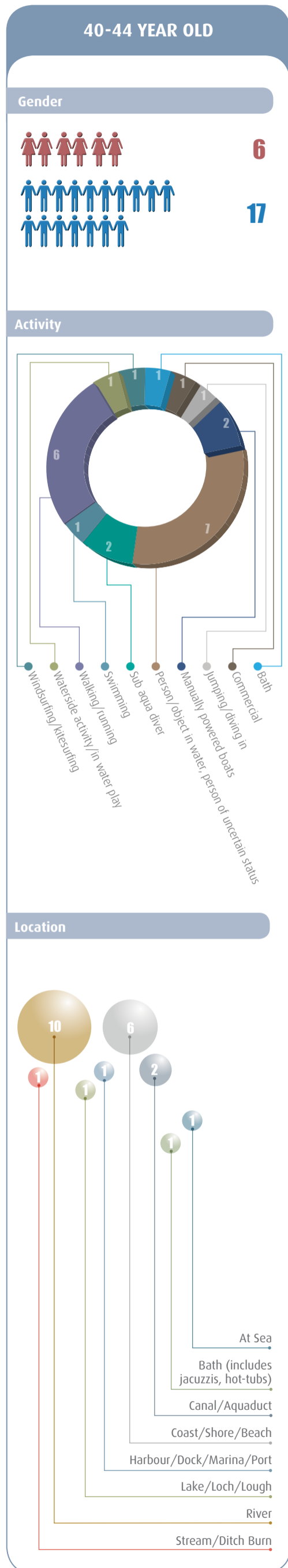
INCIDENTS INVOLVING 0-19 YEAR OLDS




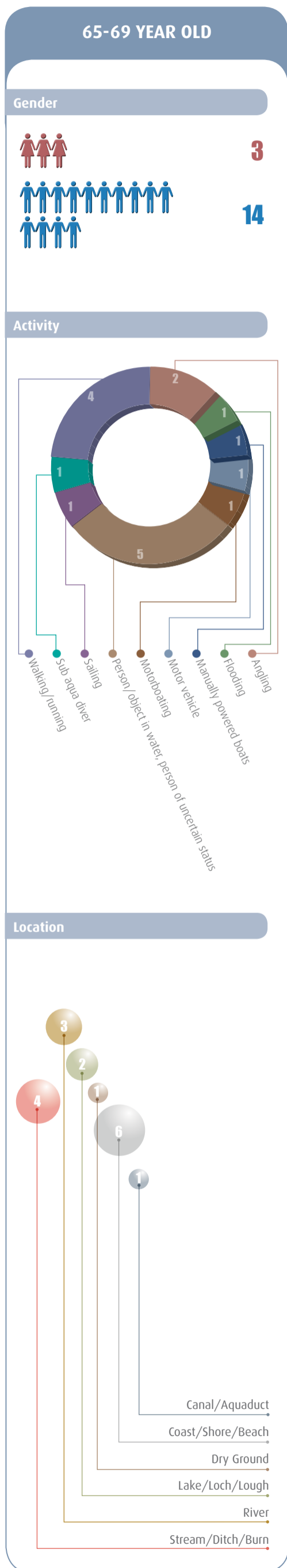
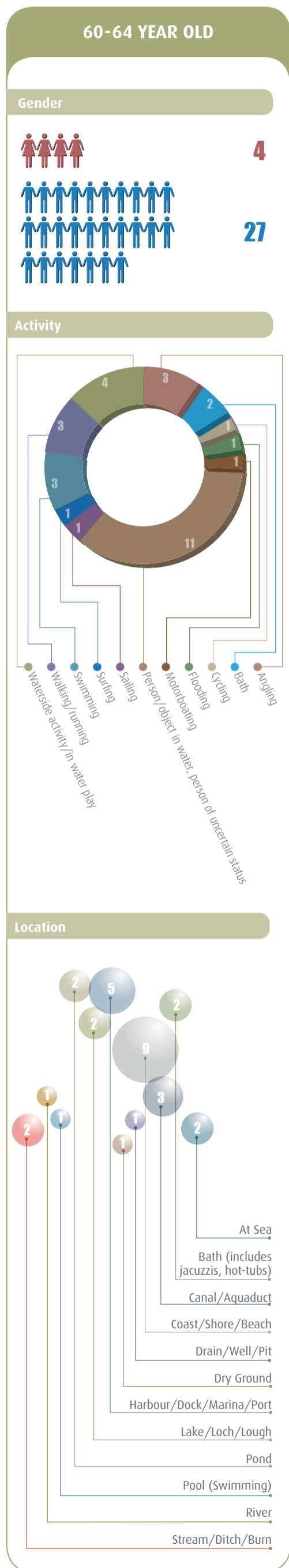
INCIDENTS INVOLVING 20-39 YEAR OLDS



INCIDENTS INVOLVING 40-59 YEAR OLDS



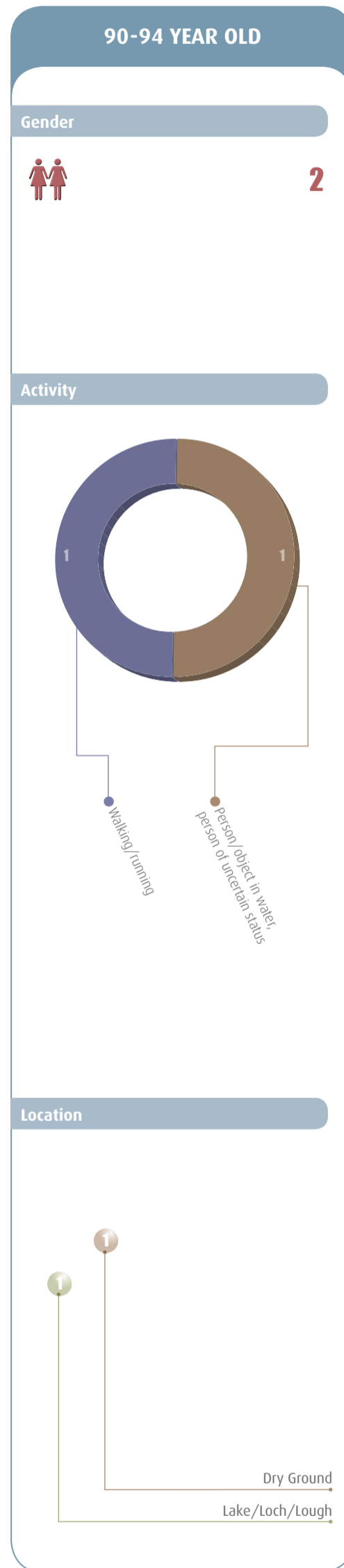
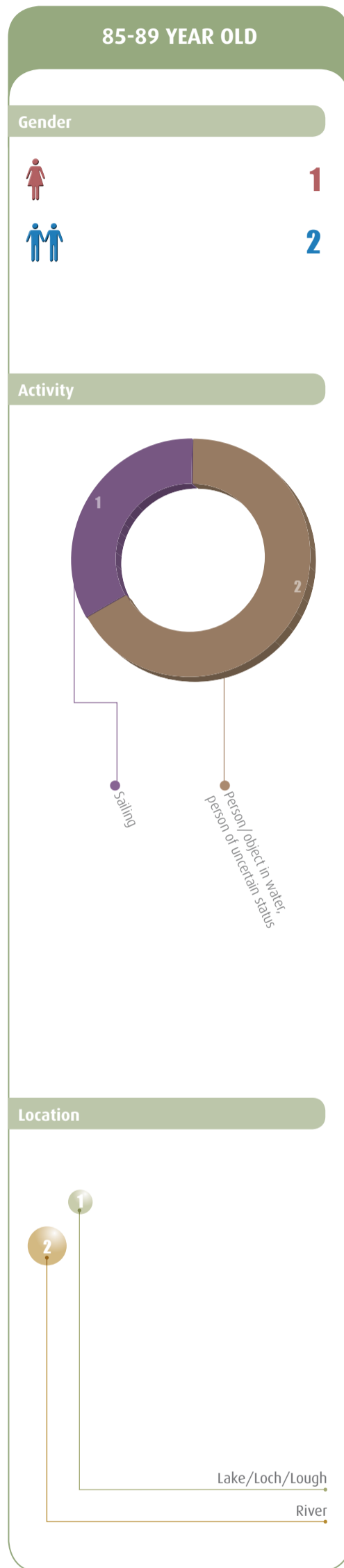
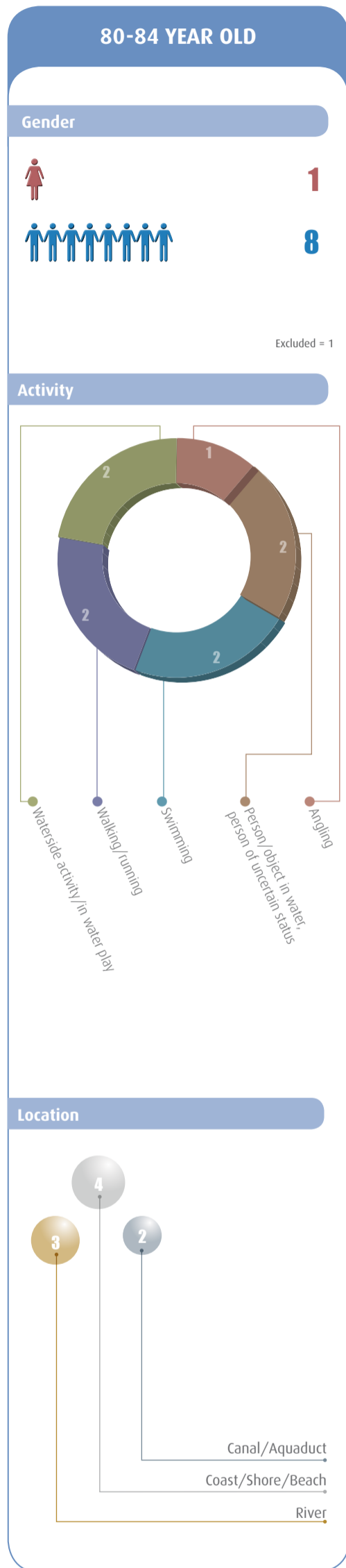
INCIDENTS INVOLVING 60-79 YEAR OLDS



Excluded = 1

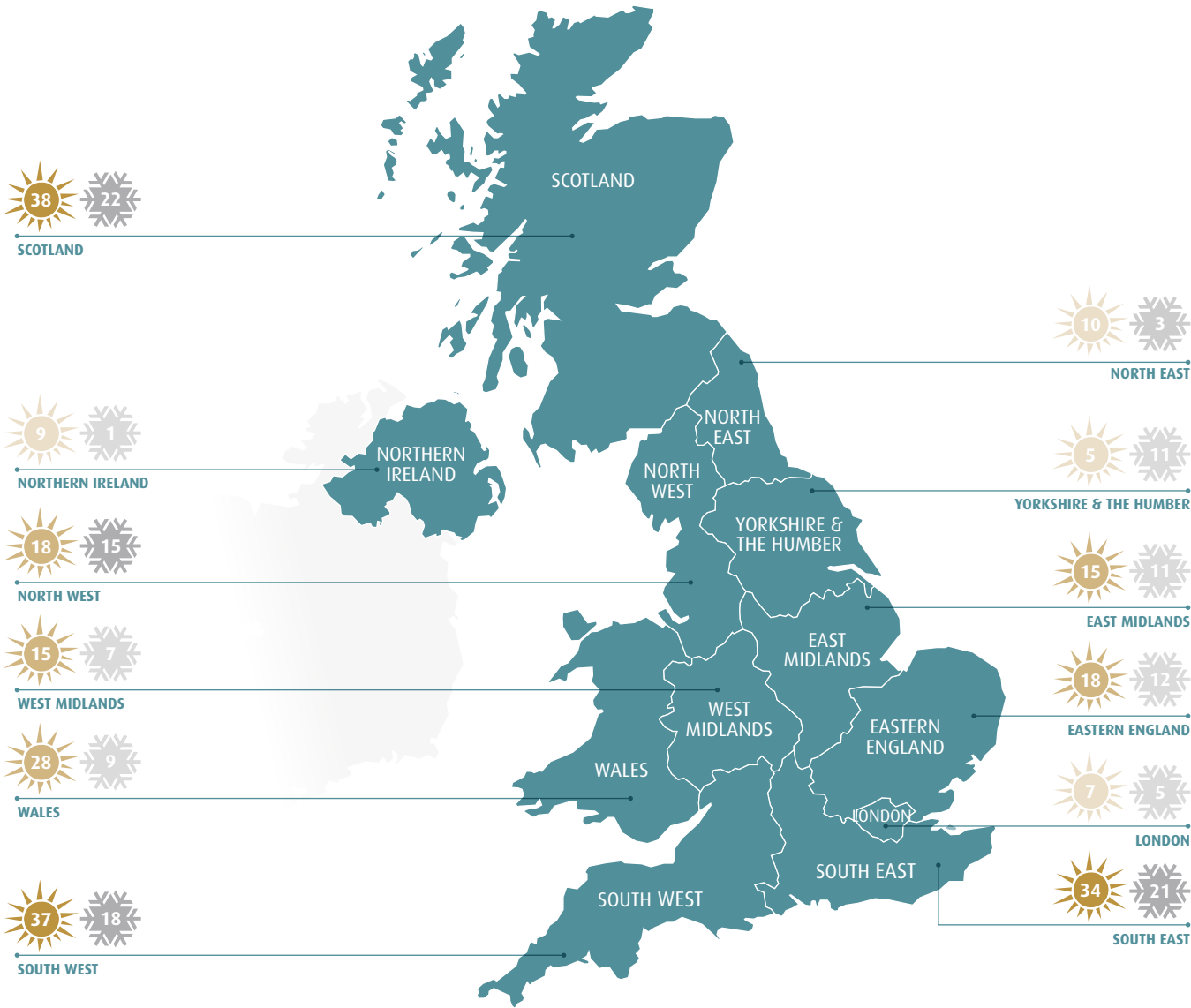
Excluded = 1

INCIDENTS INVOLVING 80-94 YEAR OLDS



Incidents throughout the UK

UK SEASONAL DISTRIBUTION



Two cases have been excluded from the above analysis

National Water Safety Forum: Background



Formed in 2005, the NWSF is an association of organisations tasked with providing a “one-stop-shop” for authoritative water safety information and advice. Members have a wide variety of interests and responsibilities for water safety.

The forum’s work is carried out by six expert groups, overseen by a co-ordinating group.

Central to the forum’s work and decision making are its Principles for Water Safety, which include: fully recognising the responsibility of individuals; encouraging the participation of all stakeholders in decision making; and, minimising the need for statutory regulation.

The forum’s brief, to provide information and advice, is delivered through its communications strategy. Further information on the strategy, the Principles for Water Safety, and details of the forum’s other work can be found on the website:

www.nationalwatersafety.org.uk