

UK water related fatalities 2011

Water Incident Database Report



December 2012



national
water safety
forum

WAID FATALITIES REPORT 2011

This report is the first release of WAID fatality information for 2011 and it has been compiled by members of the National Water Safety Forum. Grateful acknowledgment is extended to those organisations that have contributed data. Some of these are listed. Thanks is also extended to the contributing police, fire and rescue services.

The report was produced from WAID data as of November 2012.

Purpose

WAID provides a comprehensive and reliable incident database for members of the public participating in water-related activities. This will inform decisions on risk acceptability, prevention and the appropriateness of risk controls and regulation.

Application

Activities span sports (under, on and above water), leisure boating (all forms), and waterside activities. Locations include domestic premises, private and public waters throughout the UK and the UK search and rescue areas.

How WAID Works

WAID is web-based and collects incident data from a wide range of sources including the emergency services, sports governing bodies, coastguard, rescue services, coroners courts, media reports etc.

Collected data is merged into a single incident record for each incident to produce a comprehensive account from basic date/location/casualty information, root causes and emergency responses, to investigation outcomes. Incident records are continually updated as further information becomes available, for example from investigation reports or new data sources.

The Incident Record data can be interrogated extensively and a wide variety of reports produced of which this report shows a small sample. Future reports will include data on non-fatal outcomes together with available data on the

extent of activity participation. This will enable the production of activity risk information which can be used as a measure of risk acceptability.

Data

Data used in the preparation of this first release of 2011 data for fatal incidents has been obtained from a number of sources. The NWSF is progressively extending the number of contributors, improving the quality of data already provided and incorporating new information as it becomes available from sources such as coroners' reports. We would welcome approaches www.nationalwatersafety.org.uk/ContactUs from organisations who wish to contribute relevant data.

Providing Further Analyses

The wide range of data held in WAID enables the WAID administration team to provide custom analyses to meet specific needs.

Please see www.nationalwatersafety.org.uk/WAID for further information on this service.

Future Reports

This report has been produced from data held in WAID as of November 2012. As more data sources and further information such as investigation report outcomes become available this will be incorporated in the WAID data.

CONTRIBUTORS



All activities and locations

COUNT OF LOCATION TYPE	LOCATION TYPE	AT SEA	BATH (INCLUDES JACUZZIS HOT-TUBS)	CANAL/AQUADUCT	COAST/ShORE/BEACH	DRAIN/WELL/PIT	DRY GROUND	HARBOUR/DOCK/MARINA/PORT	LAKE/LOCH/LOUGH	POND	POOL (SWIMMING)	QUARRY	RESERVOIR	RIVER	STREAM/DITCH/BURN	WATER CONTAINER	TOTAL	Suspected Suicide
	Angling	1			7				3						2			13
Animal rescue	1							1									2	
Bath		14															14	1
Caving											1						1	
Climbing/cliff				8													8	1
Commercial	9			2			1	1			4						17	1
Cycling			5											2			7	
Flooding						3								1			4	
Jumping/diving in	1		2	2				1					1	3			10	122
Manually powered boats	1			6			2	4						7			20	1
Motor vehicle			3	1									4	5	2		15	5
Motorboating	3		1	2			5							5			16	
Person/object in water, person of uncertain status	3		17	9	1		2	7					1	45	1		86	25
Personal water craft			1											1			2	
Recreational flying	1													1			2	
Sailing	6			3			5										14	
Sub aqua diver	8			3							1						12	
Surfing	3																3	
Swimming	3			6	2		3	5		10	1	2	7				39	
Walking/running	1		10	22	1	1	3	6	4	2			32	4	1		87	9
Waterside activity/ in water play			1	8	4		5	2	2	2	1	1	7	1	1		35	2
Total	41	14	40	79	8	4	26	30	6	14	8	9	118	8	2		407	
Suicide suspected	2	1	7	90			8	6			1	3	49					167

Total casualties 701

Accidental 363

Natural 44

Suicides 167

Crimes suspected
85*

Not recorded
42*

* not included in table

Beach locations

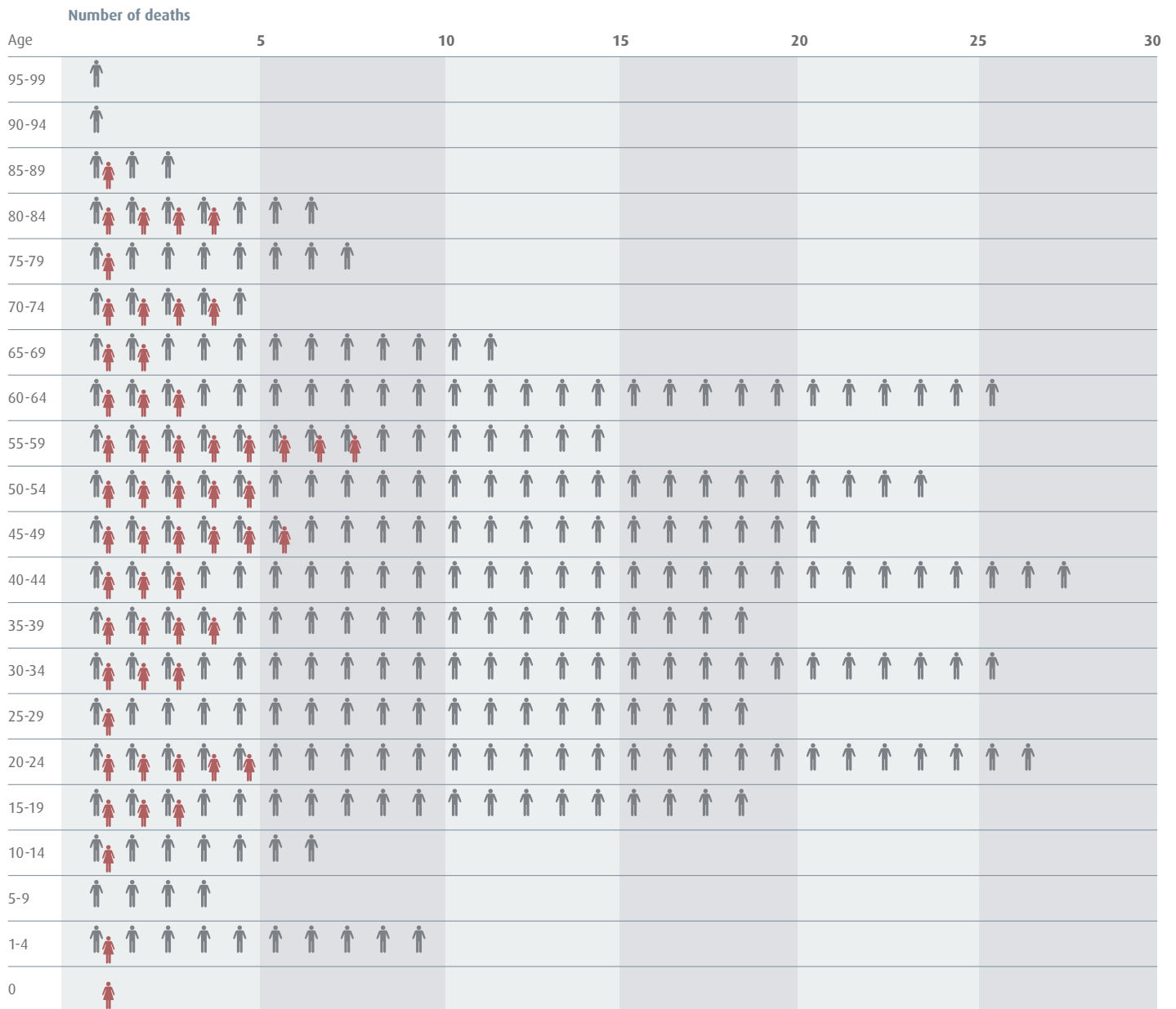
LOCATION TYPE		BEACH	BEACH WATERS	CLIFF	CLIFF WATERS	COASTAL WATERS	ON LAND ADJACENT TO WATER*	TOTAL
		Coast/shore/beach	5	11	18	6	20	2
	Natural causes suspected	3	1	9		2	2	17
	Total	8	12	27	6	22	4	79

* Includes land based incidents that require a maritime response.

The subsequent tables in this report show only the incidents involving accidental and natural causes.



Age and gender

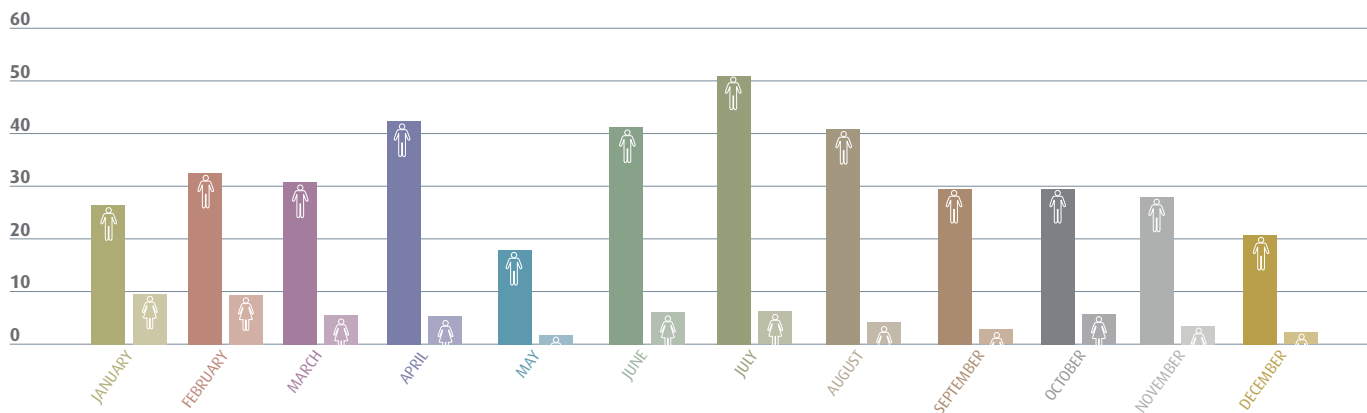


Graph excludes 71 records where the age or genders were not known.

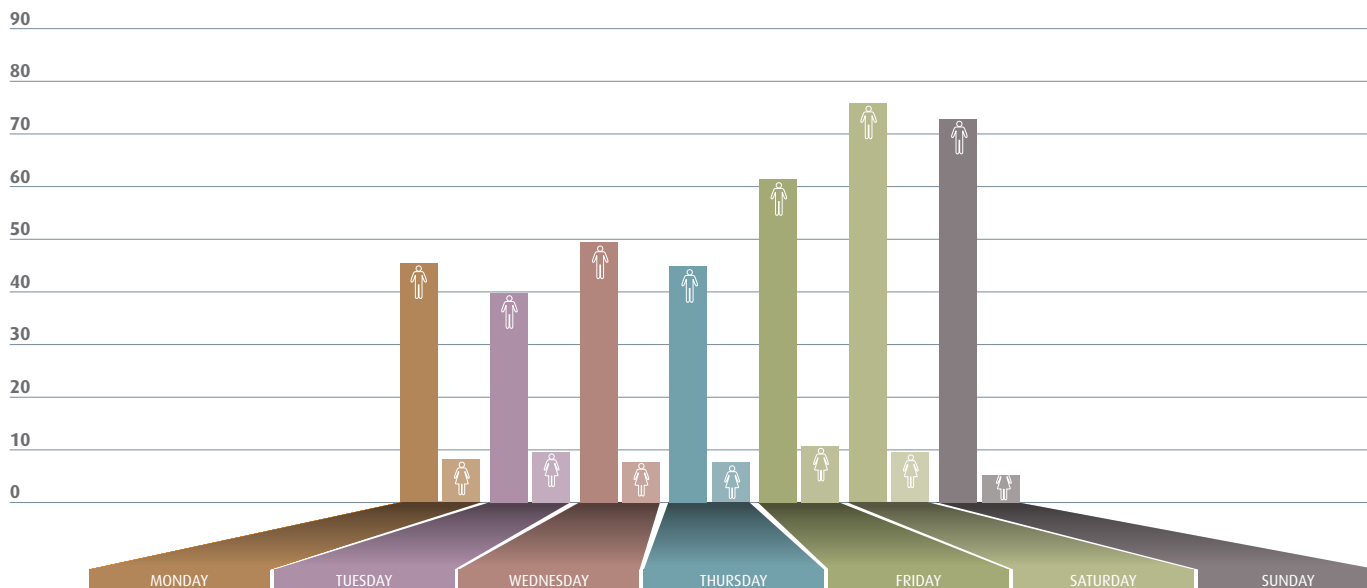
ACCIDENT AND NATURAL CAUSES

When

Number of deaths



Number of deaths



Both graphs exclude 16 records where the gender is unknown.

INCIDENTS INVOLVING 0-19 YEAR OLDS

0-4 year old subgroup

Gender

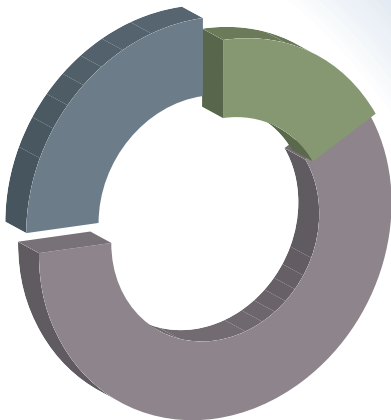


2



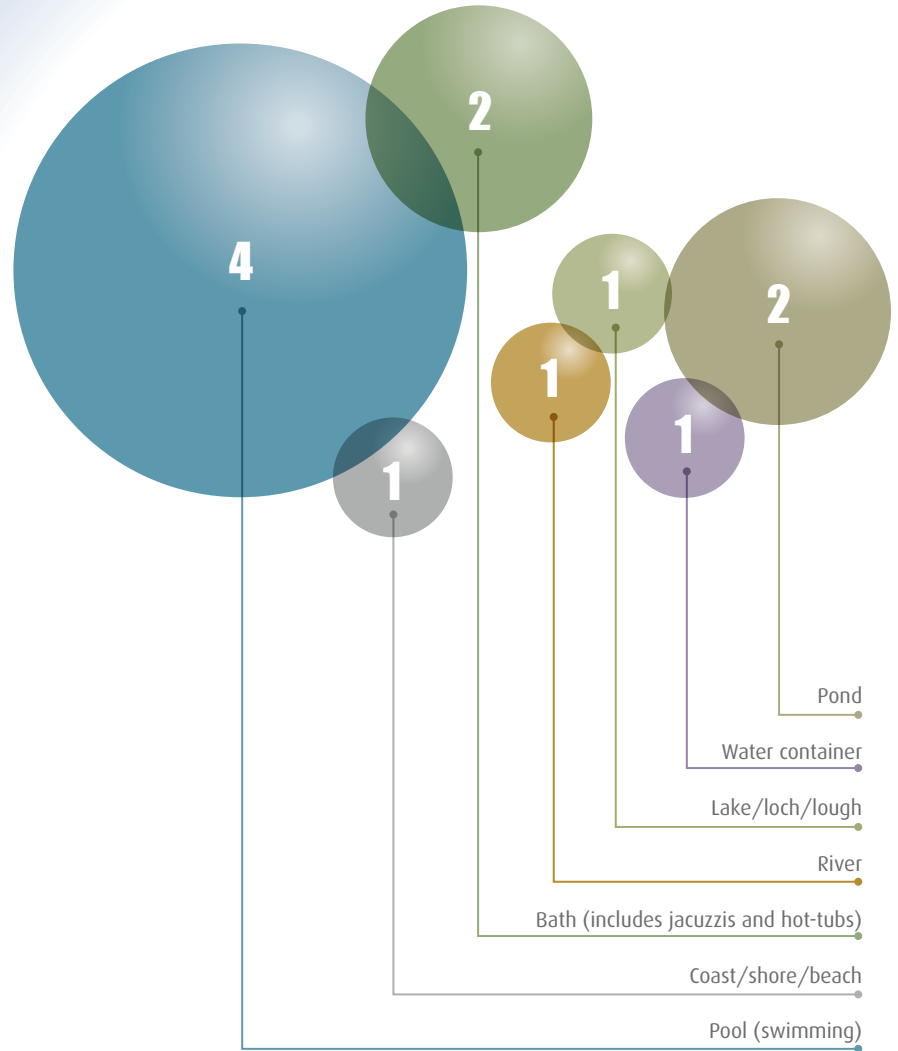
10

Activity



- 2 Bath
- 7 Walking/running
- 3 Waterside activity/in water play

Location



INCIDENTS INVOLVING 0-19 YEAR OLDS

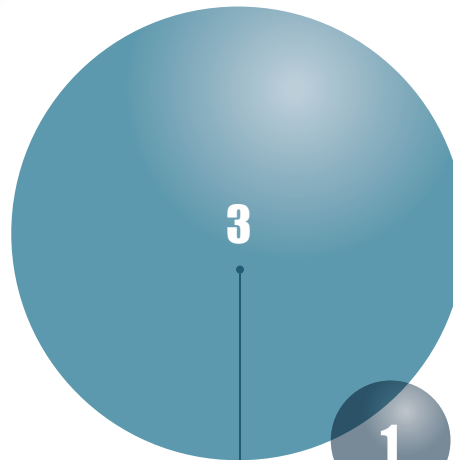
5-9 year old subgroup

Gender



4

Location



Canal (aqueduct)

Pool (swimming)

Activity



1 Waterside activity/in water play

3 Swimming

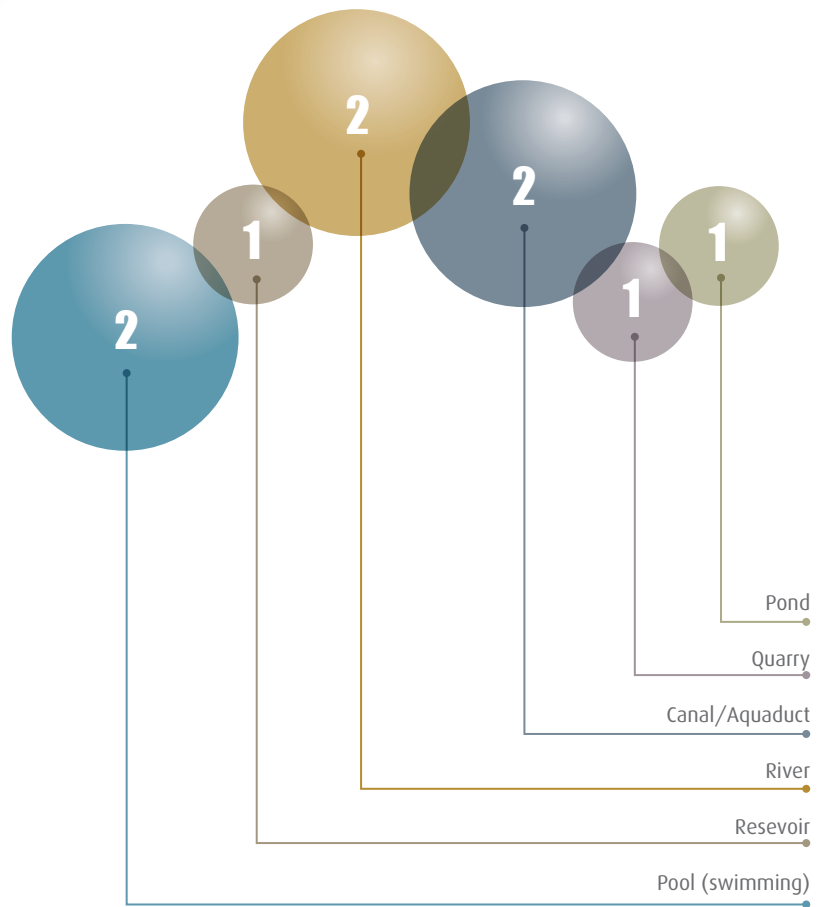
INCIDENTS INVOLVING 0-19 YEAR OLDS

10-14 year old subgroup

Gender



Location



Activity



- 1 Motor vehicle
- 3 Walking/running
- 1 Waterside activity/in water play
- 1 Cycling
- 3 Swimming

INCIDENTS INVOLVING 0-19 YEAR OLDS

15-19 year old subgroup

Gender



3



19

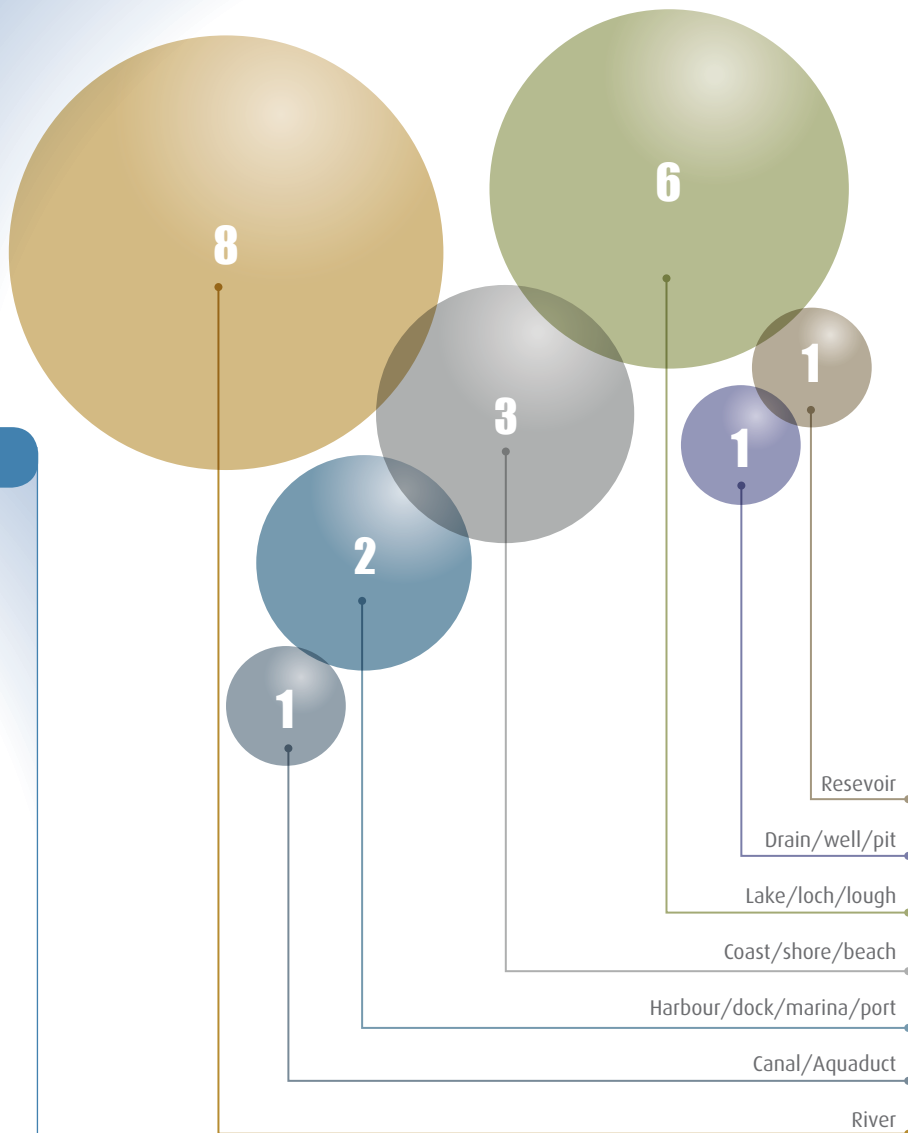


Activity



- 5 Walking/running
- 3 Person/object in water, person of uncertain status
- 3 Waterside activity/ in water play
- 4 Manually powered boats
- 3 Jumping/diving in
- 1 Motorboating
- 2 Swimming
- 1 Motor vehicle

Location




INCIDENTS INVOLVING 0-19 YEAR OLDS

Gender

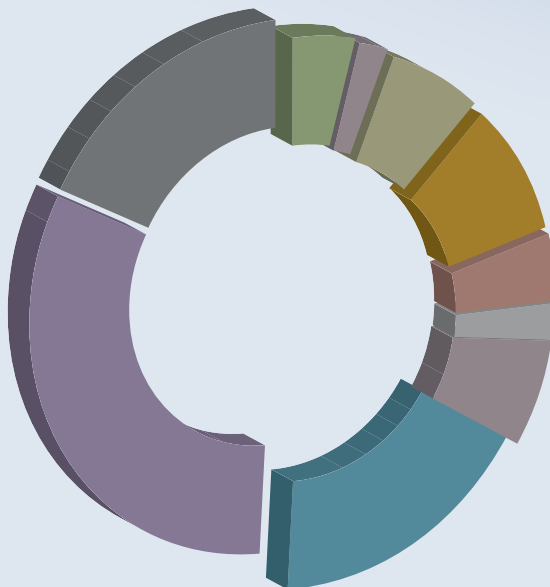


6



41

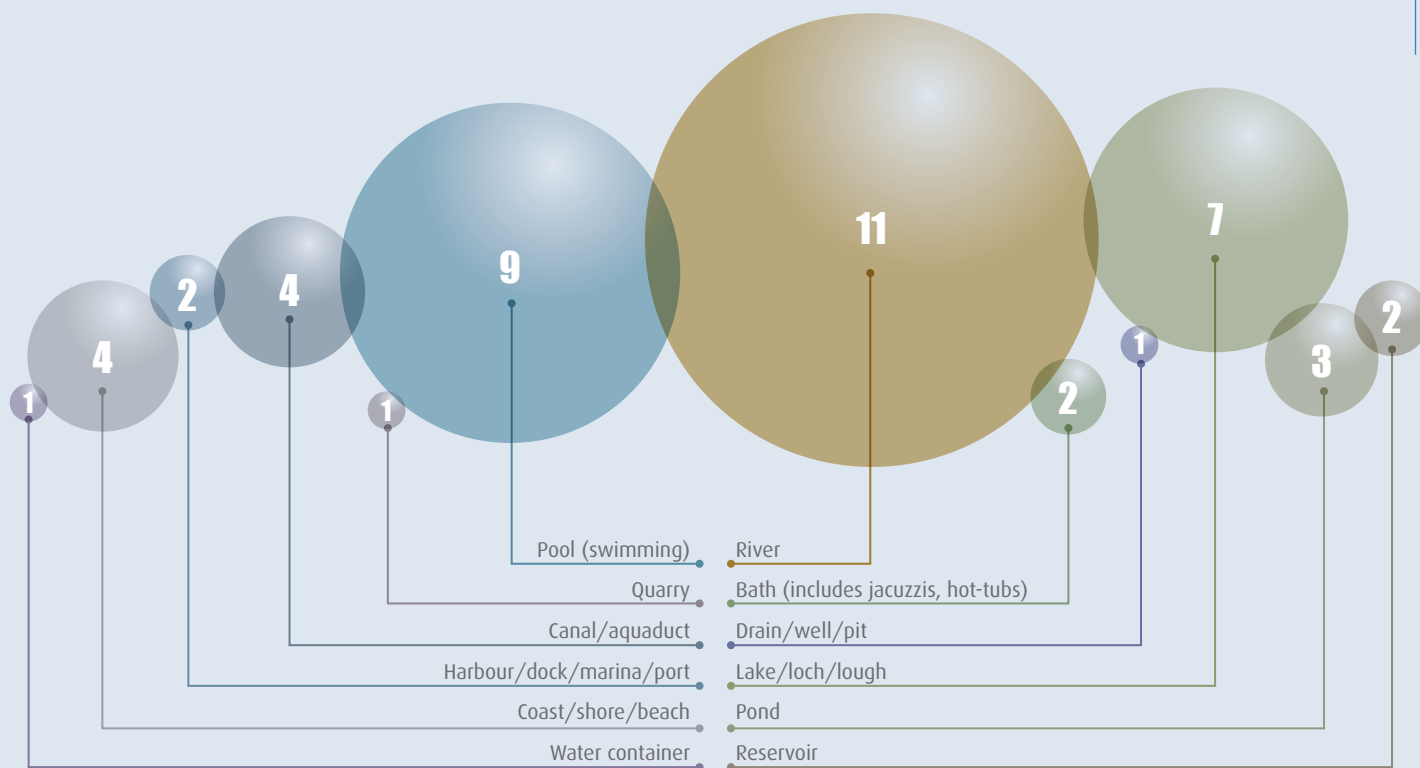
Activity



- 2 Bath
- 1 Cycling
- 3 Jumping/diving in
- 4 Manually powered boats
- 2 Motor vehicle
- 1 Motorboating
- 3 Person/object in water, person of uncertain status
- 8 Swimming
- 15 Walking/running
- 8 Waterside activity/in water play

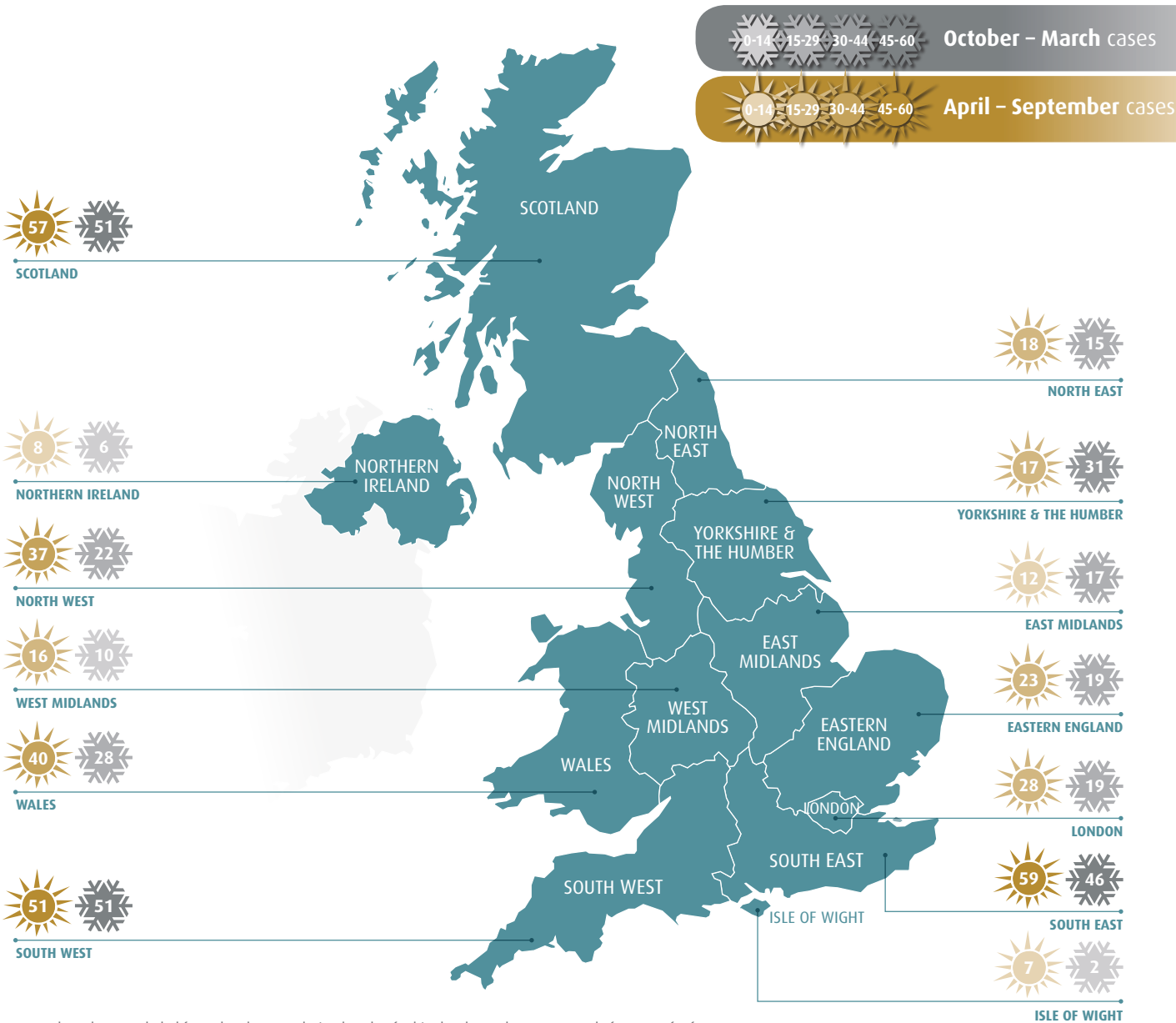
INCIDENTS INVOLVING 0-19 YEAR OLDS

Location



INCIDENTS THROUGHOUT THE UK

UK Seasonal Distribution



11 cases have been excluded from the above analysis. The Isle of White has been shown separately for ease of reference.

National Water Safety Forum: Background



Formed in 2005, the NWSF is an association of organisations tasked with providing a “one-stopshop” for authoritative water safety information and advice. Members have a wide variety of interests and responsibilities for water safety.

The forum’s work is carried out by six expert groups, overseen by a co-ordinating group.

Central to the forum’s work and decision making are its Principles for Water Safety, which include: fully recognising the responsibility of individuals; encouraging the participation of all stakeholders in decision making; and, minimising the need for statutory regulation.

The forum’s brief, to provide information and advice, is delivered through its Communications Strategy. Further information on the strategy, the Principles for Water Safety and details of the forum’s other work can be found on the website:

www.nationalwatersafety.org.uk